

Assembling a 39cm EasyFind Dish

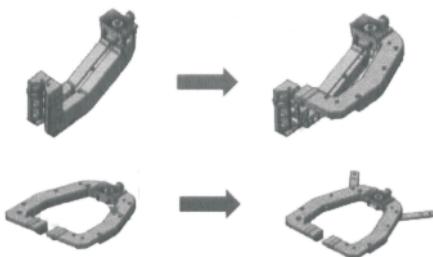
Insert the black plastic LNB holder into the end of the dish arm and fit the EasyFind LNB between the two halves of the holder with the yellow cap pointing towards the dish and the LED on the top.



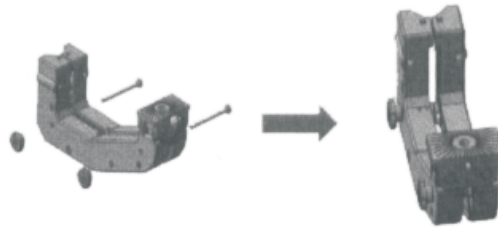
The pin on the bottom of the dish swivel attaches to the universal bracket:



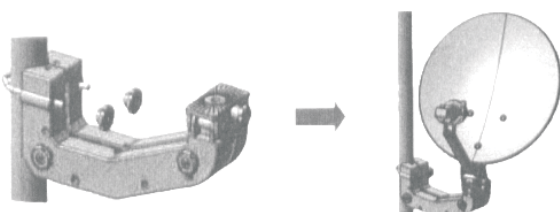
The universal arm can be folded out to form a table top stand:



Or fastened together to form an arm:



The arm can be fixed to a pole or tripod or the included sucker.



Or the clamp can be used to fasten it to a table.

