

Falcon Predator GSM Alarm Remote Control Operation

Remote arm

Press  to arm the alarm and lock the doors.


Pressing  whilst the ignition is on will lock the doors.

Remote disarm


Press  to disarm the alarm and unlock the doors.

Pressing  whilst the ignition is on will unlock the doors.


Mute arm

Press  to arm the alarm and lock the doors silently (no confirmation chirps).



Car finder

Press , the hazard lights will flash for 15 seconds and the siren will sound to help you locate the car. Press any button to stop the car finder.



Remote Boot Release

With the alarm disarmed, press  for 5 seconds to operate the boot release output, siren will sound once.


Temporary bypass of shock sensor

With the alarm armed, press  for 5 seconds, siren will sound twice and the shock sensor will be disabled. To re-activate the shock sensor press  again for 5 seconds, siren will sound once and the shocking sensor will be activated.

Panic Alarm

Press  for 3 seconds, the hazard lights will flash and the siren will sound. The immobiliser will activate after 10 seconds and the alarm will dial the emergency help number. Press  to stop the panic alarm.

Silent Panic Alarm

Press the in car "Emergency help button" for 3 seconds, the alarm will dial the emergency help number. The lights will not flash and the siren will not sound. Press  to stop.

Using Hands Free Keypad

The hands free phone feature will only work when the alarm is disarmed.

To answer an incoming call press the green "yes" button or the phone "off hook" button depending on the type of keypad you have.

To make a call, dial the number you wish to call. The system will read back each number as it is pressed, if you make a mistake pressing the CLR button will delete the last number. Once you have entered the complete number press the green "yes" button or the phone "off hook" button depending on the type of keypad you have. The system will read the full number back and begin dialing.

To hang up the call press the red "no" button or the phone "on hook" button depending on the type of keypad you have.